



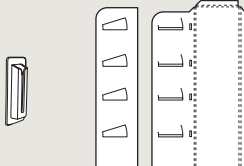
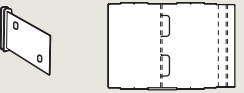
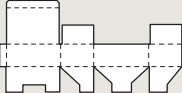
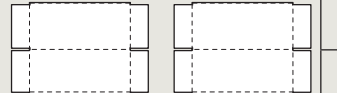
FELIX GLUER  | Duet

TWICE THE PERFORMANCE

Support No.1


Support No.2

FACTS & FIGURES

| TYPE OF APPLICATION | TEMPLATE | PRODUCTION ON | |
|--|--|----------------|---|
| | | FG : Combo | FG : Duet |
| POS DISPLAY - 1 SIDE <small>one side of a corrugated cardboard display with inserts and plastic shelf support clips</small> |  | 4 workers | |
| | | 400 sets/h | 800 sets/h |
| POS DISPLAY - SHELF <small>corrugated cardboard display shelf with plastic support clips</small> |  | 8 workers | |
| | | 960 sets/h | 1920 sets/h <small>with FG Middle Barrier 2</small> |
| 1 GLUING POINT <small>FEFCO 215</small> |  | 4 workers | |
| | | 1400 sets/h | 2800 sets/h |
| 2 GLUING POINTS <small>FEFCO 201 350 x 350 x 950</small> |  | 8 workers | |
| | | 570 sets/h | 1140 sets/h |

Performance results may vary depending on the composition of the human factor, selected adhesive and ambient factors.

2x GLUE HEAD SUPPORT



WATCH ME MOVE

ADAPTABLE GLUING TECHNIQUES.
CHOOSE YOUR STYLE!

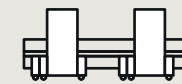
WORK MODE 1



SIMULTANEOUS

Two supports work together to make the same pattern.

WORK MODE 2



MIRRORED

Two supports glue at the same time but the pattern is mirrored.

WORK MODE 3



SINGULAR

One support parks to allow the second one to apply glue on the entire work area.

Let's Duet!